








MEETING ROOM CAPACITY CHART

Guest Capacity by Seating Plan varies as per social distancing norms

Meeting Space	 Area (sq-mts)	 Reception	 Formal Sitdown	 Cluster	 Class Room	 Theatre	 U-Shaped
BALLROOM I	116	50	40	40	25	70	25
BALLROOM II	116	50	40	40	25	70	25
BALLROOM III	143	70	48	45	40	80	40
BALLROOM I, II, III	375	350	120	160	120	350	120
BALLROOM I & II	232	110	80	60	50	150	60
BALLROOM II & III	259	130	96	70	60	170	70
DYNASTY	268	90	65	70	50	70	40
DYNASTY WITH LAWNS	348	180	110	-	-	-	-
POOL SIDE	107	90	60	-	-	-	-
EXECUTIVE BOARDROOM	24	-	8	-	-	-	-
BUSINESS CENTRE BOARDROOM	24	-	8	-	-	-	-
MEZZANINE BOARDROOM	45	-	15	-	-	-	-